

**Standard Features:**

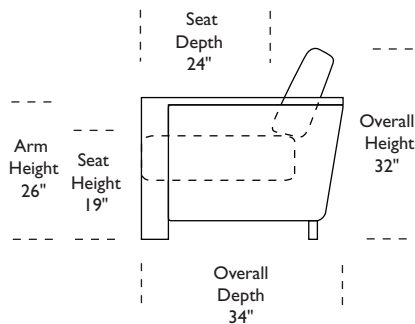
- Advanced unidirectional suspension system
- Premium high-density, high-resiliency foam seats
- All hardwood frames
- Quick-ship delivery
- Lifetime warranty on frame & suspension
- PLW-SQR-16 measures 16" x 16"
- Loose back & seat cushions
- Single-needle top stitching

**Options:**

- Premium high-density, high-resiliency foam encased in down seats
- Extra firm premium high-density, high-resiliency foam seats
- Wood legs available in Walnut, Espresso or Accorn finish
- Wood accent will always be produced the same as leg finish.
- Contrasting back cushion & seat available:
- If two grades are selected, price at higher grade
- Specify down toss pillow in any leather or fabric
- For additional pillows order PLW-SQR-16

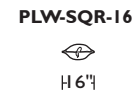
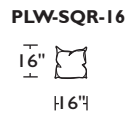
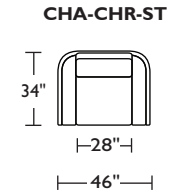
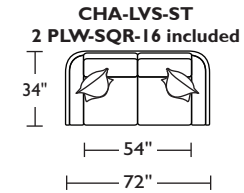
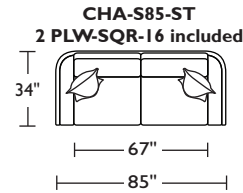
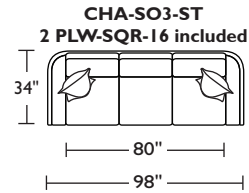
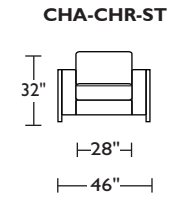
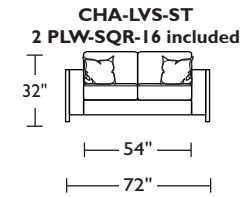
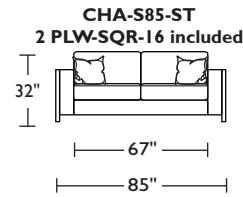
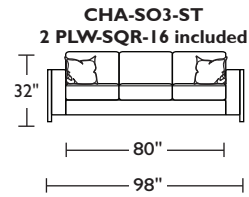
Please use actual leather, fabric and Ultrasuede® swatches when specifying furniture as the colors shown may vary due to the printing process.

Due to size of leather hides, your furniture will have seams on the front, back and sides. For more information please contact your sales representative.



\*Note: arm height for this frame is measured at the highest point of the curved arm.

**CHANDLER**



Due to size of leather hides, your furniture will have seams on the front, back and sides. For more information please contact your sales representative.

A. Front  
B. Back  
C. Sides

\*Dotted line indicates where seams may be located.

Scale: 1/8 inch = 1 foot  
All dimensions are approximate and subject to change.  
Specify components from the sitting position.